THE CHIEF INVESTMENT OFFICE PERSPECTIVE



THE SHORT AND LONG

2026 Q3 Macro Investment View

citi Wealth

citi Wealth

THE SHORT AND LONG

2026 Q3 Macro Investment View

INVESTMENT PRODUCTS: NOT FDIC INSURED · NOT CDIC INSURED
NOT GOVERNMENT INSURED · NO BANK GUARANTEE · MAY LOSE VALUE

02 INTRODUCTION FROM THE CIO

04 MACRO OVERVIEW AND FOCUSES FOR 3Q26

08 INVESTMENT THEMES AND OPPORTUNITIES

14 RISKS ON OUR RADAR

15 PORTFOLIO CONSTRUCTION

SECTION 1

INTRODUCTION FROM THE CIO

Kate Moore

Chief Investment Officer, Citi Wealth

I often hear from clients that they are focused on the long term. But a ten-year time horizon is, in practice, a connected sequence of short-term market regimes. Shifting dynamics across growth, inflation, innovation, policy, and geopolitics shape each period. Macro variables increasingly exert an outsized influence on shorter-term returns, while disruptive technologies and evolving policy regimes continue to create more idiosyncratic opportunities.

Many strategic asset allocation frameworks are not designed for this environment of change. Rather, they remain calibrated to periods where more stable inflation, anchored rates, and predictable cross-asset correlations were the rule.

This is where tactical asset allocation becomes critical. Movements within these shorter periods, including drawdowns, policy inflections, and the emergence of new opportunities, may meaningfully influence long-term returns. A static allocation that fails to adjust to changing macro and market conditions risks delivering weaker results over time.

This shift reinforces the importance of our asset allocation philosophy, which we summarize as the "3 D's":

DISCIPLINE

Economic and policy regimes change, but the need for a structured framework does not. Maintaining deliberate, non-reactive positioning is critical in a world where short-term narratives can dominate.

DIVERSIFICATION

Traditional correlations no longer hold across market regimes, so allocators need to evolve their approach to risk dispersion and portfolio construction. True diversification requires breadth across assets, geographies, and distinct sources of return.

DYNAMISM

The path of returns and divergence across environments can create opportunities to actively adjust exposures, rather than relying solely on overweight allocations.

The past quarter of uneven market moves, evolving policy expectations, and persistent geopolitical risk underscores the importance of a disciplined, diversified, and dynamic approach to portfolio construction. Viewed through that lens, recent data and market behavior point to a few important conclusions:

First, **the global growth story remains resilient.** Despite the volatility created by the Middle East conflict and the temporary closure of the Strait of Hormuz, global economic activity has proven remarkably resilient. While growth momentum has softened in parts of Europe and Asia, the broader expansion remains on track.

Second, **the investment cycle continues to strengthen, led by AI-related technology, supply chains, and critical infrastructure.** Business spending remains robust, supporting both technology and the physical infrastructure required to power a more digital and energy-intensive economy. In The Short and Long | Q2 Macro Investment View, we highlighted investment in energy security and infrastructure. This quarter we highlight another durable theme related to building operational and business resilience: cybersecurity.

Third, **despite a sharp repricing of monetary policy, higher rates have not derailed risk assets.** Markets have climbed a wall of worry, repeatedly looking through concerns around rates, geopolitics, and growth. This suggests that episodic policy-driven volatility, which will likely continue in 2H26, is not by itself a sufficient reason to alter our risk stance.

Taken together, these observations reinforce our bias to remain constructive in the second half of 2026, even if the path is unlikely to be smooth. Rate volatility is likely to remain elevated, geopolitical risks have not disappeared, and the bar for earnings delivery is high.

We would also be remiss not to highlight another key lesson from the first half of 2026: **Fear of Missing Out ("FOMO") and "fade the news" remain very much alive in markets.** Over the past several years, periods of market weakness have become shorter, rebounds have become sharper, and the cost of staying on the sidelines has grown higher. In an environment where liquidity remains abundant and recoveries are increasingly compressed, investors may need to be nimbler, stepping in before conditions fully stabilize rather than waiting for an extended dislocation to add risk.

We enter the second half of 2026 with the same discipline that guides our asset allocation process: diversified in our risk exposures, dynamic in our implementation, and anchored to fundamentals rather than headlines. Growth remains resilient, the investment cycle is strengthening, and policy-driven volatility is likely to remain a feature of this environment. In our view, that is not a reason to retreat. It is a reason to stay constructive, stay selective, and treat dislocations as opportunities to improve portfolios.

PORTFOLIO POSITIONING:

In terms of our core portfolio positioning, we continue to favor a full allocation to equities, with an overweight to U.S. large-caps, where fundamentals are most attractive in our view. U.S. equities have the most durable earnings profile, supported by secular growth tailwinds and better long-term productivity trends.

In fixed income, we believe investors should maintain an underweight position in long-duration bonds, with a preference for short- and intermediate-term maturities. We expect longer-term rates to continue to rise amid concerns around higher inflation and deficit spending. In the U.S., we note higher yields are being driven by real rates, which reflect the stronger growth backdrop.

We maintain an up-in-quality position in credit, as the tight spreads in lower quality paper appear to offer unattractive compensation relative to the added risk.

We believe gold can offer portfolio diversification, particularly when long-term bonds may not offer the same diversification as they have historically. Bond prices historically tend to rise when stock prices fall. But this negative stock/bond correlation has become less reliable, particularly in the higher inflation environment post-COVID. We therefore suggest investors look to supplement their portfolio diversification and consider gold as part of a balanced portfolio.

See our latest portfolio positioning here.

Our positioning is not static by design. We expect to revisit, test, and adjust our views as the data evolve and market conditions shift. That is the practical application of a disciplined but dynamic asset allocation process. The pages that follow outline the macro backdrop, the themes we are monitoring, and the portfolio implications we believe are most relevant for the quarter ahead.

Kate Moore
Chief Investment Officer, Citi Wealth

SECTION 2

MACRO OVERVIEW AND FOCUSES FOR 3Q26

Conrad DeQuadros

Head of Economics, Citi Wealth



KEY TAKEAWAYS

01 The global economy absorbed a series of shocks from global conflicts and volatility with resilience. Meanwhile, manufacturing grew faster in June than in February, and inflationary pressures outside of energy show little evidence of broadening.

02 We believe the Fed's next move is more likely a hike than a cut, though not imminent. With inflation still above target in most major economies, we expect higher-for-longer interest rates.

03 Wide margins and internally funded capital expenditures (capex) keep the U.S. growth picture bright. Strengthening productivity and tightening Eurozone bank lending standards reinforce our expectations for U.S.

The global economy continued to exhibit remarkable resilience to negative shocks during the second quarter. Though forecasts for global growth are modestly lower in aggregate, surveys of purchasing managers indicate output is expanding. Global manufacturing grew faster in June than in February, before the Middle East conflict began.

The conflict's impact on inflation also appears more muted than feared, which has important implications for monetary policy and markets. Measures of global headline inflation moved sharply higher following the oil-price surge, but we expect the pace of overall price gains to moderate as energy prices retreat. Price growth outside of energy did not accelerate materially **(Figure 1)**, and there is little evidence of a broadening in inflationary pressures.

In early June, interest rate futures markets anticipated roughly 0.75% of European Central Bank (ECB) rate hikes in 2026. The ECB raised its policy rates by 25 bps to 2.25% on June 11 in response to higher overall inflation but, following subsequent benign inflation data,

markets only anticipate one additional quarter-point tightening in the region this year rather than two hikes.

In the U.S., expectations for Fed rate hikes have also recently declined. We believe the Fed's next policy action is more likely to be a rate hike than a cut, but we do not think a hike is imminent. The Middle East conflict has not created significant additional inflationary risk that would require a tighter monetary policy stance.

However, the Fed had not achieved price stability before the conflict, and progress toward its inflation target stalled following 175 basis points of rate cuts in 2024 and 2025. **This suggests policymakers likely need to tighten monetary policy eventually to durably return inflation to 2%.** Though worst-case inflation scenarios in the wake of higher oil prices and supply-chain disruptions did not materialize, inflation in most major economies remains above central bank targets. Policymakers underscoring their commitment to price stability reinforces our expectations for higher-for-longer interest rates.

FIGURE 1

Price pressures outside energy remain relatively contained

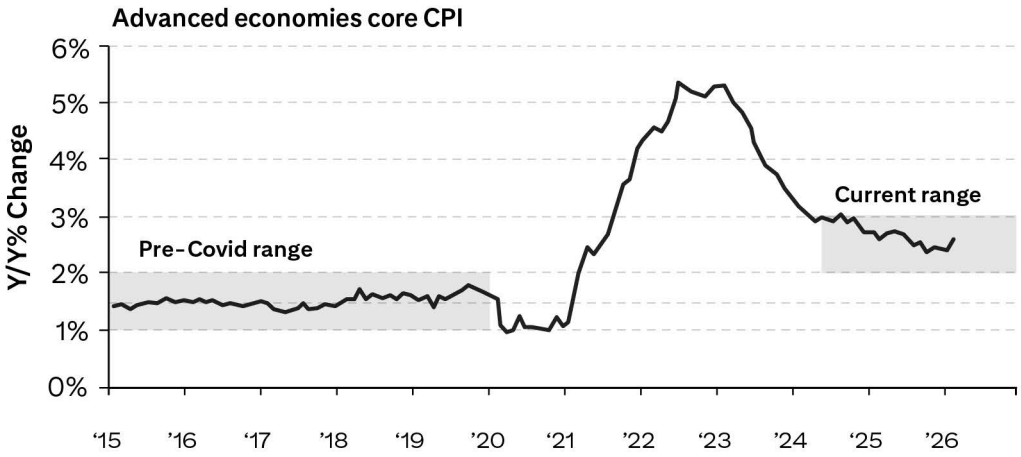

Source: Haver Analytics as of July 7, 2026. An investor cannot invest directly in an index. They are shown for illustrative purposes only and do not represent the performance of any specific investment. Index returns do not include any expenses, fees,or sales charges, which would lower performance. **Past performance is no guarantee of future results.** Real results may vary.

In April's The Short & Long | Q2 Macro Investment View, we highlighted as a risk on our radar the Fed's leadership transition amid political pressures to cut interest rates despite persistently above-target inflation. Recent developments pushed Fed independence risks to the backburner. In his first Federal Open Market Committee (FOMC) press conference, Fed Chairman Kevin Warsh said, "The members of the FOMC are unambiguous and unanimous: This Committee will deliver price stability." Fed officials unanimously supported the June policy statement and Warsh reiterated his commitment to price stability and Fed independence at the ECB's July policy conference in Sintra, Portugal.

Profits, productivity, and the global growth outlook

Profitability drives our views on the growth outlook, and the picture for the U.S. is bright. Aggregate profit margins for non-financial domestic U.S. companies widened in the first quarter, and macro margins remain near their highest levels of the last 60 years. **Profits drive investment and hiring, both of which are on a solid trend in the U.S.** In the first half of 2026, nonfarm payrolls increased 92,000 per month and core capital goods orders rose 15%. This marks a clear strengthening in investment and hiring compared to 2025. Business confidence is rising, lifting corporate spending plans **(Figure 2).**

FIGURE 2

Strong U.S. profit growth supporting corporate investment

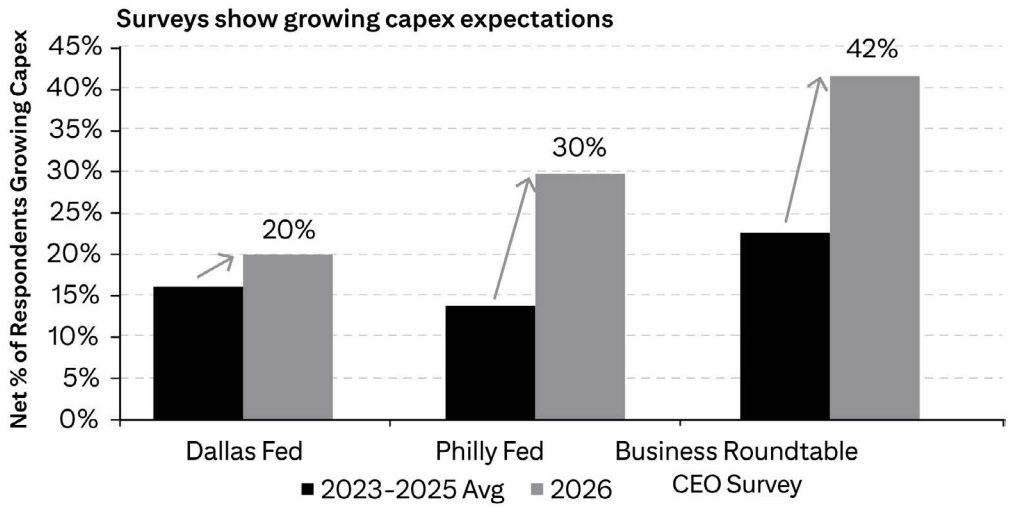

Source: Haver Analytics as of July 7, 2026. **Past performance is no guarantee of future results.** Real results may vary.

Importantly, U.S. firms continue to fund capex in aggregate with internal corporate cash flow. Though U.S. capital markets are receptive, as recent high-profile new issuance signals, firms overall depend little on external funding for capex. We view debt issuance by most hyper-scalers as opportunistic rather than a necessary source of capex funding. **For all non-financial U.S. firms, internal funds exceeded capital spending by an annualized $635 billion in the first quarter of 2026.** This represents a capex funding surplus of 3.9% of the sector's output, compared with a funding gap of 6.4% of output in 2000 during the internet bubble **(Figure 3).**

FIGURE 3

U.S. corporations able to fund capex without external financing

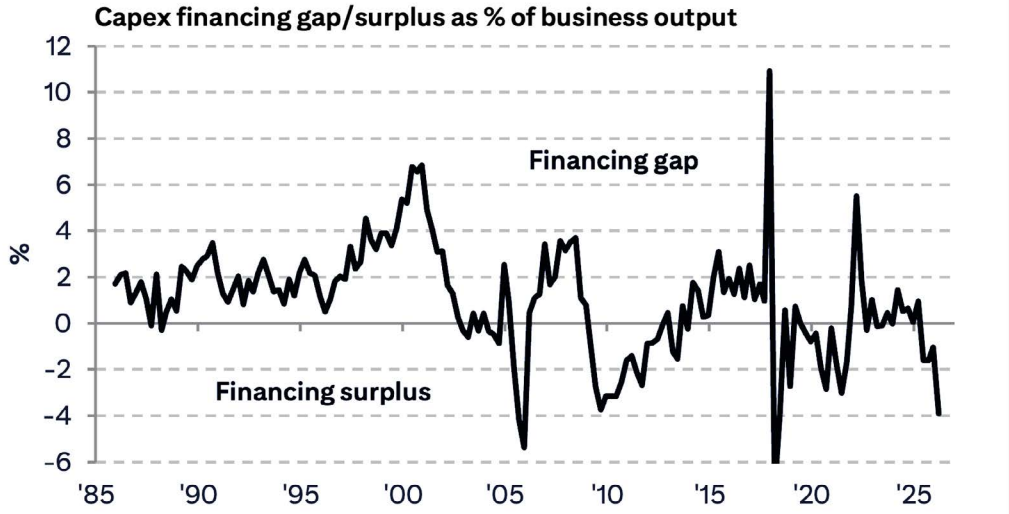

Source: Haver Analytics as of July 7, 2026. **Past performance is no guarantee of future results.** Real results may vary.

In Europe, corporate cash flow trends are less robust than in the U.S., and Eurozone companies depend more on bank loans than capital markets for external funding. The latest ECB Bank Lending Survey points to a headwind. Even before the ECB's June rate hike, Eurozone banks reported tightening credit standards to firms. The ECB survey noted, "The tightening was larger than expected, standing above the historical average, and the most pronounced since the third quarter of 2023," driven by, "Perceived risks to the economic outlook and a lower risk tolerance of banks."[1]

Over a longer horizon, productivity trends underscore our expectations for U.S. growth outperformance. **U.S. productivity growth is materially stronger than that of other major economies and is accelerating (Figure 4).**

FIGURE 4

U.S. productivity trends far outpace other major economies

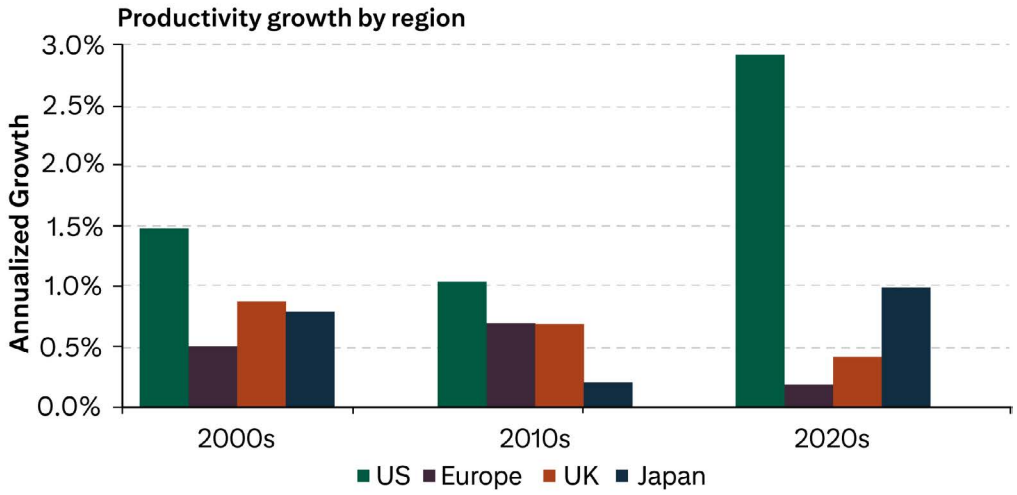

Source: Haver Analytics as of July 7, 2026.

In emerging markets (EMs), large-scale investments focused on the AI supply chain remain a dominant growth driver. Real GDP growth for South Korea and Taiwan accelerated sharply in early 2026, driven by soaring exports of AI-related equipment. Looking forward, consensus growth forecast revisions indicate materially stronger outlooks for Taiwan, Hong Kong, and South Korea **(Figure 5)**.

FIGURE 5

Global consensus growth forecast revisions driven by AI investment

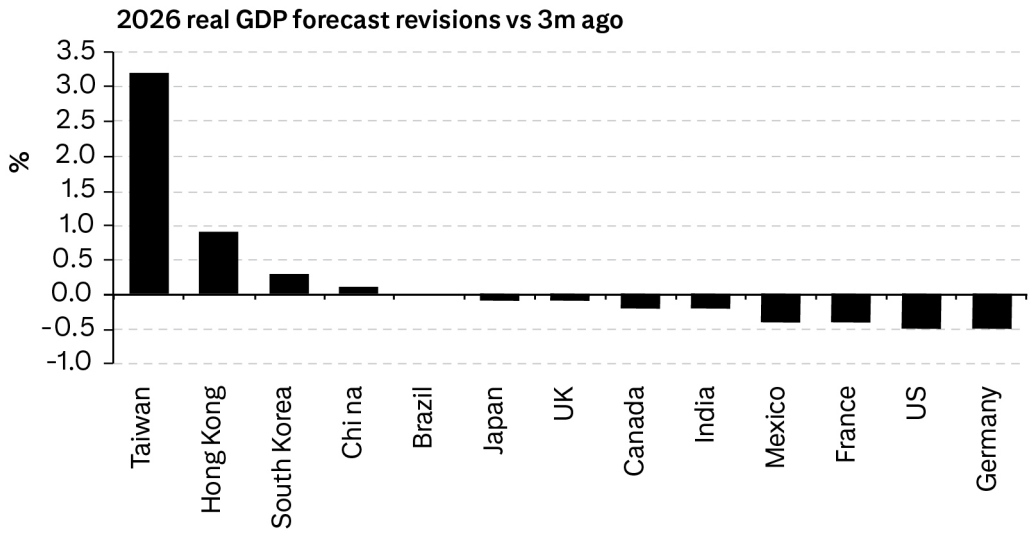

Source: Haver Analytics as of July 7, 2026. All forecasts are expressions of opinion and are subject to change without notice and are not intended to be a guarantee of future events.

[1] European Central Bank, "The euro area bank lending survey - First quarter of 2026." April 28, 2026.

SECTION 3

INVESTMENT THEMES AND OPPORTUNITIES

JP Coviello

Head of Portfolio Strategy, Citi Wealth



KEY TAKEAWAYS

01 Cybersecurity extends our resilience theme into digital defense. AI simultaneously raises the value of what needs protecting while lowering the cost of attack, making cyber one of the most durable areas of potential enterprise spending in our view.

02 Cyber valuations currently sit at a premium, but we believe the durability of spending justifies it. We would view multiple compression as a potential opportunity to add exposure to the strongest platforms.

03 Commodities play a vital diversification role in portfolios, especially during periods of high inflation. We see the recent pullback as a potential entry point, not a reason to exit. We maintain gold as a core ballast and favor scaling into diversified exposure gradually.

THEME 1: CYBERSECURITY

Cybersecurity in the AI Era: Resilience requires a new Digital Defense

Cybersecurity is a continuation of one of our high conviction themes: resilience. Cybersecurity is evolving from protecting devices and corporate networks into protecting the digital infrastructure, proprietary data, and autonomous software that drive value creation for modern business. In our view, cybersecurity could become one of the most durable areas of enterprise technology spending over the next decade. This is due to AI simultaneously raising the value of what needs protecting and providing tools that make attacks faster, cheaper, and more sophisticated.

Every major technology cycle has created new security requirements, but AI is unique because it benefits both attackers and businesses. For businesses, proprietary data and intellectual property are becoming core moats in the age of AI. As advanced AI models become available to everyone, the models themselves confer less of an edge. Differentiation shifts to what a company uniquely owns: its data, business context, workflows, and domain expertise. At the same time, agentic AI increases vulnerability by giving software greater access, more permissions, and broader ability to act. Simultaneously, AI lowers costs for cyber criminals, accelerating the pace and complexity of attacks.

According to CrowdStrike's 2026 Global Threat Report[2], AI-enabled attacks rose 89% year over year in 2025. Average breakout time, or the time an attacker needs to move from the first compromised machine to other systems on a network, fell to just

[2] "2026 Global Threat Report: Year of the Evasive Adversary." Crowdstrike.

29 minutes, and 82% of intrusions CrowdStrike detected involved no malware at all. Instead, attackers relied on stolen identities and legitimate credentials rather than traditional viruses. Phishing campaigns can be personalized at scale, malware can be generated automatically, vulnerabilities can be discovered more quickly, and attacks can increasingly adapt in real time.

To combat the evolving cyber threat, enterprises need greater visibility into the users, devices, and AI agents operating across their systems, stronger identity verification, enhanced data protection, defined AI governance, and automated response capabilities. Cybersecurity represents a meaningful and growing share of enterprise IT spending.

In Citi's 2Q26 Chief Information Office survey[3], respondents projected a 9% allocation of total IT budgets to cybersecurity with cyber budgets expected to grow roughly 6% over the next twelve months compared with 3.3% growth for overall IT budgets[4]. Cyber is taking share within enterprise technology spending, supported by AI adoption, rising data value, regulatory pressure, and the need to consolidate security tools around broader platforms.

We are mindful that cybersecurity stocks appreciated meaningfully over the past year, and valuations across the group sit at a premium to the broader software sector. In our view, the durability of spending justifies that premium **(Figure 6)**. Security budgets are among the least discretionary categories of enterprise IT, demand scales with the threat environment rather than the economic cycle, and platform consolidation gives share gainers a long runway of recurring revenue growth.

In our view, valuations alone are not a sufficient investment thesis, in either direction. We prefer to anchor to earnings delivery and recurring revenue growth, and we would view episodes of multiple compression as potential opportunities to add exposure to the strongest platforms rather than reasons to abandon the theme.

FIGURE 6

Cybersecurity's growing share of enterprise software budgets

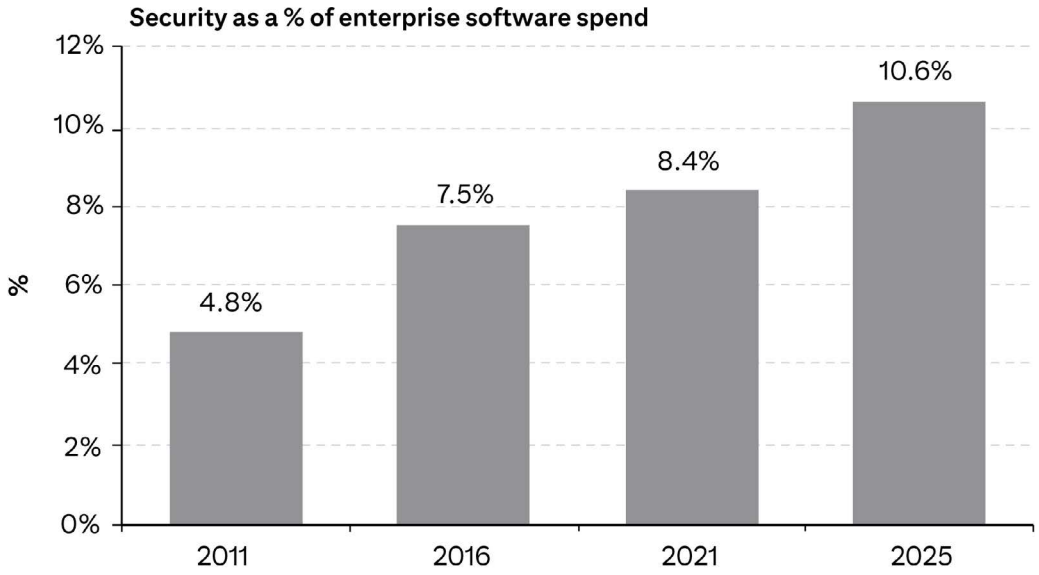

Source: Citi Research and Gartner as of June 30, 2026.

[3] "Citi CIO Survey: IT Budgets Moderate Post 4Q Budget Flush." April 9, 2026.
[4] "Citi CIO Survey: IT Budgets Moderate Post 4Q Budget Flush." April 9, 2026.

The next decade of cybersecurity

In our view, cybersecurity is evolving from protecting enterprise IT to enabling the AI economy itself.

CYBERSECURITY COMPANIES MAY BENEFIT FROM MULTIPLE SECULAR TAILWINDS, INCLUDING:

01 As enterprises work to simplify their environments and reduce fragmentation of their data protection infrastructure to strengthen security, comprehensive cyber platforms are gaining market share relative to fragmented point solutions and siloed tools.

02 AI has lowered the barriers for attackers while the breadth and value of targets has increased, driving a new era of demand for security.

03 AI and agentic deployments have altered the traditional IT architecture, creating new opportunities for cybersecurity innovation and customer expansion.

THE CYBERSECURITY INDUSTRY AND INVESTMENT THESIS FOLLOWS:

Cybersecurity platforms gain share

Security environments have become too complex with enterprises using 80+ tools from ~30 different vendors, according to IBM and Palo Alto Networks[5]. Enterprises increasingly favor integrated platforms and one-stop solutions that correlate signals across endpoints, identities, cloud infrastructure, networks, applications, email, and AI workloads while automating responses.

Zero Trust has become the new foundation of enterprise security

As the traditional corporate perimeter disappears and AI agents join employees as active participants in enterprise workflows, every user, device, application, Application Programming Interface (API), workload, and autonomous agent must be continuously authenticated, authorized, and monitored. This drives demand for a new suite of services that enables enterprises to inspect traffic, enforce least privilege access, and protect sensitive data.

Data resilience and recovery matter as much as prevention

No organization will prevent every attack. As ransomware and data-centric attacks become more sophisticated, enterprises increasingly invest in cyber resilience, ensuring that critical data remains recoverable, uncompromised, and quickly restorable when prevention fails.

Data security and governance can grow competitive moats

AI systems are only as valuable as the proprietary data they can access. Enterprises therefore require stronger capabilities around data classification, governance, lineage, access controls, leakage prevention, and regulatory compliance. Understanding where sensitive data resides and how it is being used becomes essential for both security and AI innovation.

AI Agents increase the need for Observability

Organizations cannot manage autonomous software they cannot see. As AI agents begin making decisions and executing workflows, enterprises need visibility into what agents are doing, which systems they access, how they use data, and whether their actions introduce operational, compliance, or security risks. Observability increasingly becomes both an operational and cybersecurity requirement.

[5] IBM Institute for Business Value (IBV) and Palo Alto Networks, "Capturing the cybersecurity dividend: How security platforms generate business value." January 28, 2025.

KEY RISKS:

01 A deceleration in cloud consumption. Observability and cloud security vendors earn much of their revenue on volume-based pricing tied to data ingestion and cloud workloads. If enterprises slow cloud migrations or optimize spending in a weaker macro environment, revenue growth for these firms could decelerate even as the underlying security need persists.

---

02 A slowdown in net new annual recurring revenue in the larger platforms. Valuations across the group sit at a premium to the broader software sector, which leaves little room for disappointment. Cybersecurity is not immune to budget scrutiny, and elongated sales cycles or slower platform adoption could compress multiples faster than earnings grow. We would view such episodes as potential opportunities rather than reasons to exit. However, the near-term drawdowns could be meaningful.

---

03 Competition from hyperscalers and broader developer platforms. Large cloud providers increasingly bundle security capabilities into their core offerings, and AI development platforms are embedding security features natively. Enterprises may increasingly settle for the security already included in their cloud platforms rather than paying separately for dedicated vendors, potentially pressuring pricing and growth for standalone providers.

THEME 2: NATURAL RESOURCES AS A MEDIUM-TERM DIVERSIFIER

We focused on Natural Resources as an investment theme in December 2025. We view the recent pullback in natural resources and commodities as a potential opportunity to add exposure, not a reason to abandon the theme. Commodities and natural resources can play a valuable diversification role in multi-asset portfolios, particularly in elevated inflation environments, and we believe the structural drivers behind them remain intact even as near-term positioning has washed out.

Natural Resources and commodities can potentially play a valuable diversification role in multi asset portfolios, particularly in elevated inflation environments.

The diversification case starts with correlations. The traditional 60/40 framework relies on bonds to offset equity risk, a relationship that held when inflation was contained. Since 1970, stock bond correlations were near zero in strong growth environments and negative in weak growth environments when inflation was low. In contrast, during high inflation periods, those correlations turned decisively positive, limiting the diversification benefit of fixed income.

Diversified commodity indices, such as the S&P Goldman Sachs Commodity Index (GSCI) or the Bloomberg Commodity Index, have historically behaved differently. In high inflation environments, they have shown modestly positive correlations with equities during periods of growth and meaningfully negative correlations when growth weakens **(Figure 7)**. This asymmetric profile makes them a potential diversifier in environments where inflation remains above target.

FIGURE 7

Equity correlations with bonds vs commodities

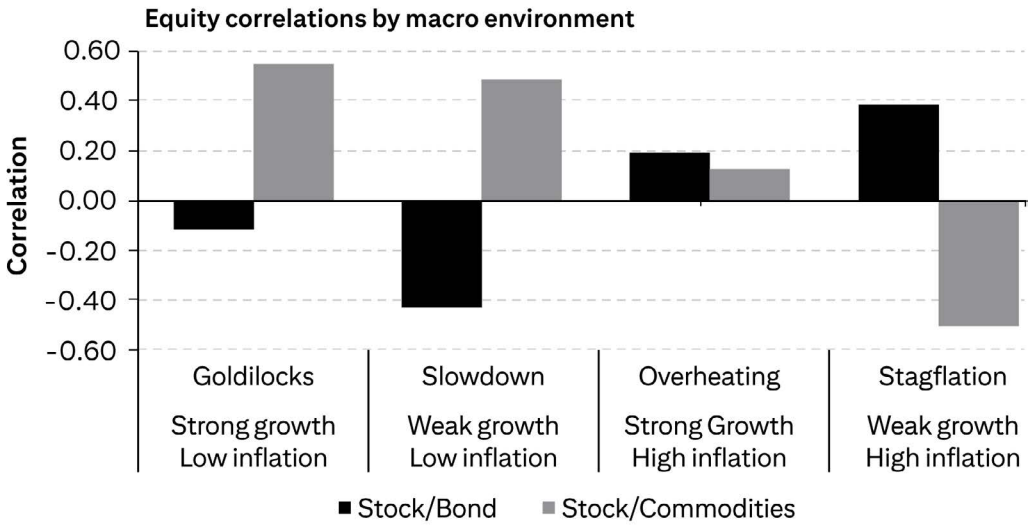

Source: Haver Analytics from 1970 to July 7, 2026. Correlation is the extent to which the values of different types of investments move in tandem with one another in response to changing economic and market conditions. Correlation is measured on a scale of -1 to +1. Investments with a correlation of +.5 or more tend to rise and fall in value at the same time, while investments with a negative correlation of -.5 to -1 are more likely to gain or lose value in opposing cycles. Stocks are using MSCI ACWI as proxy. Bonds are using 10yr U.S. Treasury as proxy. Commodities are using S&P GSCI Index as proxy. Indices are unmanaged. An investor cannot invest directly in an index. They are shown for illustrative purposes only and do not represent the performance of any specific investment. Index returns do not include any expenses, fees, or sales charges, which would lower performance. **Past performance is no guarantee of future results.** Real results may vary.

This pullback has prompted investors to reassess positioning after building exposure to commodities around structural themes such as dollar debasement, geopolitical stockpiling, and secular demand from AI infrastructure and the energy transition. We continue to see merit in these longer-term drivers while remaining cognizant of the U.S. Federal Reserve's view of inflation under Chairman Warsh's leadership. A more hawkish pivot followed by a hiking cycle to slow growth and inflation would have a meaningful impact upon the potential returns for commodities.

Tactically, we used strong performance in commodities earlier in the year to better evaluate commodity-oriented exposure outside of our core position in gold. Our tactical allocation of natural resources, expressed through copper miners, energy equities, and a global upstream Exchange-Traded Fund (ETF), was based on a resilient growth backdrop, sticky inflation, and strong demand from the capex cycle. As energy markets rallied sharply on geopolitical developments, we exited our position in energy equities. Across environments, valuation discipline, a clear focus on our initial investment theses, and an assessment of returns relative to volatility guide our decisions.

We believe the recent decline in commodity prices creates a potential opportunity to add diversified commodities and natural resources exposure within portfolios. We would view this as a medium-term diversifier, rather than a tactical trade. We maintain our core position in gold as portfolio ballast. Given the potential for further policy-driven volatility under the new Fed leadership, we favor scaling in gradually rather than deploying all at once.

KEY RISKS:

01 **More aggressive than expected Federal Reserve tightening.** A sharper hawkish pivot leading to higher real rates and a stronger dollar would pressure commodity prices and investor positioning.

02 **Downside surprise to growth and inflation.** A faster inflation normalization alongside weaker growth could drive correlations back toward a more traditional environment, reducing the diversification benefit.

OTHER OUTSTANDING THEMES

Moving forward, we will recap the standing themes, what has changed, and what themes were exited. Discipline means revisiting our themes, not just adding new ones.

Open themes:

Energy security and infrastructure

We believe the new post-COVID world order will continue to be characterized by multi-polarization and persistent supply chain vulnerabilities. Driven in part by the rapid build-out of AI datacenters, the global trend toward demand for electrification is forcing a reconsideration of energy sources. We believe nations will accelerate investment in their domestic energy production and infrastructure through robust industrial policies. The capex cycle supporting this theme continues to strengthen, with core capital goods orders up 15% in the first half of 2026. We maintain this theme.

Physical AI

Physical AI refers to technologies focused on performing tasks in the real world (e.g. robots, drones, or autonomous vehicles). We believe these technologies are nearing a commercial inflection point, shifting from experimentation into real-world deployment with commercial and industrial uses.

Natural Resources

We stay constructive on global upstream natural resources due to the cyclical outlook for commodities and their unique role as a portfolio diversifier when inflation is high.

ADDED THIS QUARTER

Cybersecurity

- A continuation of our focus on portfolio resilience, extending from physical and supply chain resilience to digital defense in the AI era.

THEMES CLOSED THIS YEAR

- Within Natural Resources, we reduced allocations to copper miners before the Middle East conflict while maintaining diversified exposure to natural resources.
- Within Natural Resources, we also suggested exiting energy equities into the geopolitical rally, while maintaining diversified exposure to the broader theme.
- Similarly, we reduced allocations in Brazil equities, given uncertainty ahead of elections. Elsewhere in EM, we maintain diversified exposure to regions tied to the AI supply chain.

SECTION 4

RISKS ON OUR RADAR

Earnings and AI spending plans for the 2Q26 reporting season. Any material deterioration in fundamentals would likely see markets retrace. Earnings results and guidance will be an important focus.

Why this matters:

- Strong earnings have driven equity returns and allowed markets to look through conflict, rising oil prices, and a hawkish repricing of the policy outlook. However, the earnings bar and expectations have been set high.
- Softer AI spending plans could pressure capex beneficiaries, including semiconductor companies.

Broader inflation pressures lead to a stagflationary environment. Inflation has overshot central bank inflation targets for several years. Policymakers' tolerance for worsening inflation risks is likely to be low. While the repricing of policy during the second quarter did not derail risk assets, an aggressive policy tightening would be more challenging for markets.

Why this matters:

- Broader inflation pressures, like those seen in 2022, would prompt tighter monetary policy from global central banks, slowing growth, and creating a stagflationary environment.
- Stagflation is a difficult environment for both equities and bonds, presenting performance and diversification challenges.

Political and fiscal policy uncertainty. Midterm elections are approaching in the U.S. The U.K. will transition to its seventh Prime Minister in the last ten years. Brazil will hold a general election in a tightly contested race.

Why this matters:

- Leadership changes in some countries and a new U.S. Congress could set the stage for different policy paths.
- In an environment of unsustainable fiscal trajectories, government policies matter for markets.

SECTION 5

PORTFOLIO CONSTRUCTION

Olaolu Aganga

Head of Portfolio Construction & Analytics, Citi Wealth



KEY TAKEAWAYS

01	Cash heavy allocations risk eroding value in real terms, given sticky global inflation. Since 2020, excluding the 2022 bear market, seven of 11 drawdowns of 3% or more recovered in an average of just 11 trading days.
02	Systematic deployment over several months can reduce timing risk. We suggest anchoring to fundamentals in equities, favoring equity risk over credit risk, and maintaining gold as a portfolio ballast.
03	With stock-bond correlation less reliable, alternatives can add differentiated return drivers for suitable and qualified investors. Entry point, vehicle selection, and manager due diligence play a critical role.

With money market funds still holding several trillion dollars in assets globally, many investors continue to earn nominal yields that feel safe but are eroding value in real terms. As we've outlined, the current stickiness of the inflation picture globally makes cash-heavy allocations likely to disappoint, given the market environment appears constructive for deploying idle cash into diversified risk assets. Too often, the behavioral bias most likely to derail deployment is the search for a perfect entry point. Since 2020, setting aside the 2022 bear market, seven of 11 U.S. equity market drawdowns of 3% or more rebounded faster than they fell, with recoveries in those periods averaging just 11 trading days[6]. In our view, valuations alone are not a sufficient investment thesis, and waiting for "cheap" assets has historically meant potentially missing compounding cycles driven by earnings momentum and liquidity expansion.

With that said, as one thinks about cash deployment, there are several ways to think through the entry framework. For example, utilizing systematic deployment to help reduce timing risk and smooth the path through near term volatility. With regards to how cash could be deployed across investment options, we suggest that investors anchor to fundamentals in equities, stay underweight duration in fixed income, and utilize equity risk over credit risk, while maintaining some allocation to gold as a portfolio ballast. Adding non-correlated ballasts (or diversifiers) in public or private form, alongside directional risk exposure, may help a portfolio absorb shocks without requiring behavioral intervention.

[6] Haver Analytics and Bloomberg as of June 18, 2026.

Within equities, we believe incremental cash deployment should be biased toward secular themes, specifically the AI ecosystem and infrastructure (e.g. energy infrastructure, grid modernization, physical AI) where capital expenditure pipelines extend well beyond any single year. In our view, these themes embed inflation resilience through pricing power and structural demand and can be geographically diversified in their revenue exposure even when accessed through public equity markets.

Fixed income plays a dual role in portfolios: it seeks income generation and may offer portfolio resilience. However, we believe that above-target inflation and fiscal spending dynamics could keep longer-term rate volatility elevated. As a result, fixed income positioning should be both deliberate and careful given changing policy dynamics. Being shorter in duration provides attractive real income with substantially less price risk if interest rates reprice higher. This is especially pertinent for investors transitioning from money market funds, where the marginal duration step-up should be measured rather than dramatic.

Finally, as the correlation between equities and bonds has proven less reliable as a diversification mechanism **(Figure 8)**, alternatives can play a meaningful role in a cash deployment strategy for suitable and qualified investors.

FIGURE 8

Bonds providing less diversification to portfolios in recent years

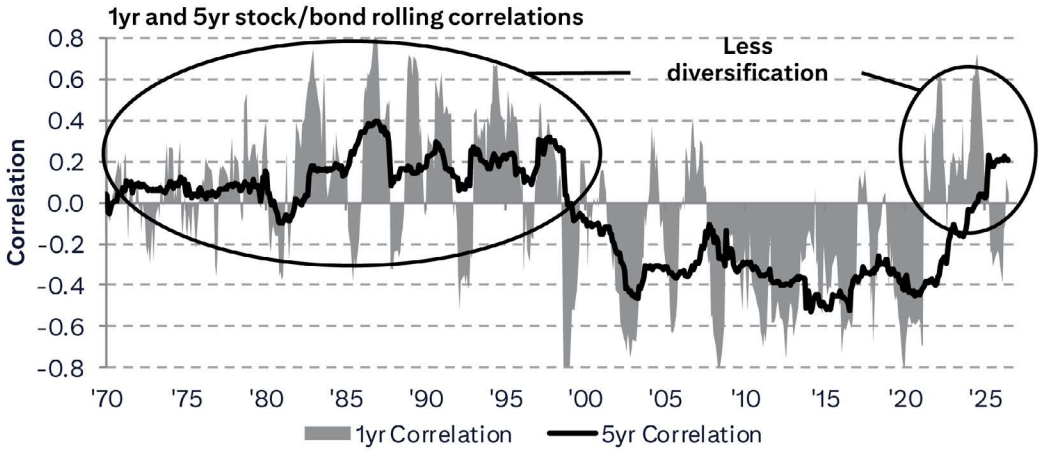

Source: Bloomberg as of June 30, 2026. S&P 500 is used as stock proxy. 10-year U.S. Treasury is used as bond proxy. Indices are unmanaged. An investor cannot invest directly in an index. They are shown for illustrative purposes only and do not represent the performance of any specific in-vestment. Index returns do not include any expenses, fees, or sales charges, which would lower performance. **Past performance is no guarantee of future results.** Real results may vary.

When markets are strong, diversifiers and resilience are often viewed as a drag on portfolio returns. However, during periods of weak returns, investors may seek to diversify away from traditional liquid assets. The entry point and vehicle selection will play a critical role in building long term portfolio resilience. Thoughtful design may improve portfolio efficiency by introducing return drivers that are differentiated from public market beta.

We expect commodities and real assets tied to the energy transition infrastructure will potentially benefit from a multi-year capex super-cycle that is accelerated by geopolitical tensions. Some of these assets offer inflation pass-through, contracted cash flows, and low correlation to public equity cycles, providing resilience that can seek to anchor the overall portfolio during periods of market stress. Dispersion between top and bottom performing strategies can be quite significant, so careful manager diligence is required when suitable and qualified investors are implementing alternatives **(Figure 9)**.

FIGURE 9

Performance dispersion across private real estate and infrastructure

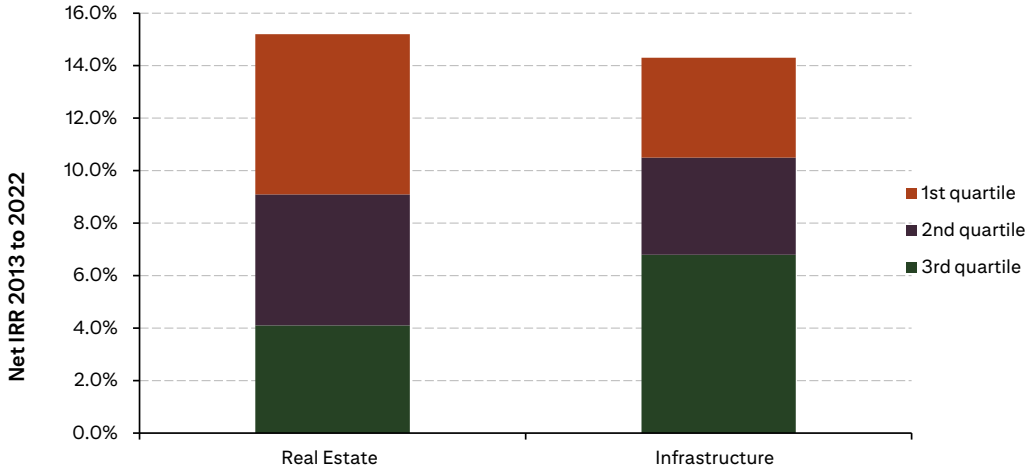

Real Estate represents the Preqin Real Estate Index, Infrastructure represents the Preqin Infrastructure Index and the performance represents the 2013 to 2022 vintage funds as reported to Preqin as of September 30, 2025. Indices are unmanaged. An investor cannot invest directly in an index. They are shown for illustrative purposes only and do not represent the performance of any specific investment. Index returns do not include any expenses, fees, or sales charges, which would lower performance. Past performance is no guarantee of future results. Real results may vary.

GLOSSARY

This glossary defines important terms, phrases, and acronyms found in the CIO Quarterly document.

60/40 Framework	Refers to a portfolio consisting of 60% in stocks and 40% in bonds.
Agentic AI	Refers to an AI system designed to operate autonomously.
Application Programming Interface (API)	A set of rules and protocols that enable different software applications to communicate and exchange data or functionality.
Asset Allocation	The process of dividing an investment portfolio among different asset classes, such as equities, fixed income, and cash or cash equivalents.
Breakout Time	The time a cyber attacker needs to move from the first compromised machine to other systems on a network.
Capital Expenditure (Capex)	Refers to funds a company or government spends to acquire, upgrade, or maintain long-term physical assets that support growth and operational efficiency.
Capital Markets	Financial platforms where long-term securities like stocks and bonds are issued and traded, connecting investors with entities seeking long-term funding.
Cloud Infrastructure	Refers to the collection of hardware and software resources that enable cloud computing.
European Central Bank (ECB)	The central bank for the euro area, responsible for maintaining price stability and overseeing monetary policy across EU countries that use the euro.
Fixed Income	Refers to investments that provide regular, predictable payments, typically in the form of interest, until the investment matures.
Hyperscaler	Refers to a cloud provider that operates massive, software-driven data centers capable of serving billions of users with elastic, on-demand computing, storage, and networking resources.
Internet Bubble (Dot-Com Bubble)	A period of rapid growth in the stock market fueled by speculative investments in internet-based companies from the mid-1990s to the early 2000s.
Least-Privilege Access (Principle of Least Privilege)	A security concept where users, applications, and systems are granted only the minimum permissions necessary to perform their specific tasks and nothing more.
Lifecycle Governance	A structured, proactive approach to managing projects, processes, products, or initiatives throughout their entire lifecycle.
Net new annual recurring revenue	The revenue generated from new customer acquisitions, expansions, and upgrades, minus any revenue lost due to churn or downgrades.

Ransomware	A type of malicious software that encrypts or locks a victim's data or device, demanding a ransom for its release.
Risk Premia	The additional return an investor expects to earn for taking on the risk of a risky asset over a risk-free asset.
Stagflation	An economic condition characterized by high inflation, stagnant growth, and elevated unemployment occurring simultaneously.
Strait of Hormuz	A narrow, strategically vital waterway connecting the Persian Gulf to the Gulf of Oman and the Arabian Sea, through which roughly 20% of the world's oil trade passes daily.
Tactical Trade	A short- to medium-term investment decision aimed at capitalizing on market trends or inefficiencies, often involving active adjustments to positions based on real-time data and analysis.
Zero Trust	A cybersecurity strategy that operates on the principle of "never trust, always verify," continuously authenticating and authorizing every user, device, and connection.

IMPORTANT INFORMATION

For European resident clients this communication is considered marketing material.

In any instance where distribution of this communication ("Communication") is subject to the rules of the US Commodity Futures Trading Commission ("CFTC"), this communication constitutes an invitation to consider entering into a derivatives transaction under US CFTC Regulations §§1.71 and 23.605, where applicable, but is not a binding offer to buy/sell any financial instrument.

This Communication is prepared by Citi Wealth Investments ("CWI") which is comprised of the investments and capital markets capabilities that are provided to Citi Private Bank, Citi Global Wealth at Work, and Citi Personal Wealth Management. Citi Private Bank, Citi Global Wealth at Work, and Citi Personal Wealth Management are businesses of Citigroup Inc. ("Citigroup"), which provide clients access to a broad array of products and services available through bank and non-bank affiliates of Citigroup. Not all products and services are provided by all affiliates or are available at all locations. In the U.S., investment products and services are provided by Citigroup Global Markets Inc. ("CGMI"), member FINRA and SIPC, Citi Private Alternatives, LLC ("CPA"), member FINRA and SIPC. CPA acts as distributor of certain alternative investment products to certain eligible clients' segments. CGMI accounts are carried by Pershing LLC, member FINRA, NYSE, SIPC. Investment management services (including portfolio management) are available through CGMI, Citibank, N.A. and other affiliated advisory businesses. Insurance is offered through Citigroup Life Agency LLC ("CLA"). In California, CLA does business as Citigroup Life Insurance Agency, LLC (license number 0G56746). CGMI, CPA, CLA and Citibank, N.A. are affiliated companies under the common control of Citigroup. Outside the U.S., investment products and services are provided by other Citigroup affiliates. Investment Management services (including portfolio management) are available through CGMI, Citibank, N.A. and other affiliated advisory businesses. These Citigroup affiliates will be compensated for the respective investment management, advisory, administrative, distribution and placement services they may provide.

CWI personnel are not research analysts, and the information in this Communication is not intended to constitute "research," as that term is defined by applicable regulations. Unless otherwise indicated, any reference to a research report or research recommendation is not intended to represent the whole report and is not in itself considered a recommendation or research report.

This Communication is provided for information and discussion purposes only, at the recipient's request. The recipient should notify CWI immediately should it at any time wish to cease being provided with such information. Unless otherwise indicated, (i) it does not constitute an offer or recommendation to purchase or sell any security, financial instrument or other product or service, or to attract any funding or deposits, and (ii) it does not constitute a solicitation if it is not subject to the rules of the CFTC (but see discussion above regarding communication subject to CFTC rules) and (iii) it is not intended as an official confirmation of any transaction.

Unless otherwise expressly indicated, this Communication does not take into account the investment objectives, risk profile or financial situation of any particular person and as such, investments mentioned in this document may not be suitable for all investors. Citi is not acting as an investment or other advisor, fiduciary or agent. The information contained herein is not intended to be an exhaustive discussion of the strategies or concepts mentioned herein or tax or legal advice. Recipients of this Communication should obtain advice based on their own individual circumstances from their own tax, financial, legal, and other advisors about the risks and merits of any transaction before making an investment decision and only make such decisions on the basis of their own objectives, experience, risk profile and resources.

All expressions of opinion are current as of the date of this document and are subject to change without notice. Citigroup Inc. is not obligated to provide updates or changes to the information contained in this document. Insofar as this Communication may contain historical and forward-looking information, past performance is neither a guarantee nor an indication of future results, and future results may not meet expectations due to a variety of economic, market and other factors. Further, any projections of potential risk or return are illustrative and should not be taken as limitations of the maximum possible loss or gain. Any prices, values or estimates provided in this Communication (other than those that are identified as being historical) are indicative only, may change without notice and do not represent firm quotes as to either price or size, nor reflect the value Citi may assign a security in its inventory. Forward-looking information does not indicate a level at which Citi is prepared to do a trade and may not account for all relevant assumptions and future conditions. Actual conditions may vary substantially from estimates which could have a negative impact on the value of an instrument.

Views, opinions and estimates expressed herein may differ from the opinions expressed by other Citi businesses or affiliates and are not intended to be a forecast of future events, a guarantee of future results, or investment advice, and are subject to change without notice based on market and other conditions. Citi is under no duty to update this document and accepts no liability for any loss (whether direct, indirect or consequential) that may arise from any use of the information contained in or derived from this Communication.

None of the financial instruments or other products mentioned in this Communication (unless expressly stated otherwise) is (i) insured by the Federal Deposit Insurance Corporation or any other governmental authority, or (ii) deposits or other obligations of, or guaranteed by Citi or any other insured depository institution. Citi often acts as an issuer of financial instruments and other products, acts as a market maker and trades as principal in many different financial instruments and other products, and can be expected to perform or seek to perform investment banking and other services for the issuer of such financial instruments or other products. The author of this Communication may have discussed the information contained therein with others within or outside Citi, and the author and/or such other Citi personnel may have already acted on the basis of this information (including by trading for Citi's proprietary accounts or communicating the information contained herein to other customers of Citi). Citi, Citi's personnel (including those with whom the author may have consulted in the preparation of this communication), and other customers of Citi

may be long or short the financial instruments or other products referred to in this Communication, may have acquired such positions at prices and market conditions that are no longer available, and may have interests different from or adverse to your interests. Other businesses within Citigroup Inc. and affiliates of Citigroup Inc. may give advice, make recommendations, and take action in the interest of their clients, or for their own accounts, that may differ from the views expressed in this document.

Citi and its employees are not in the business of providing, and do not provide, tax or legal advice to any taxpayer outside Citi. Any statement in this Communication regarding tax matters is not intended or written to be used, and cannot be used or relied upon, by any taxpayer for the purpose of avoiding tax penalties. Any such taxpayer should seek advice based on the taxpayer's particular circumstances from an independent tax advisor.

Although information in this document has been obtained from sources believed to be reliable, Citigroup Inc. and its affiliates do not guarantee its accuracy or completeness and accept no liability for any direct or consequential losses arising from its use. Throughout this publication where charts indicate that a third party (parties) is the source, please note that the attributed may refer to the raw data received from such parties. No part of this document may be copied, photocopied or duplicated in any form or by any means, or distributed to any person that is not an employee, officer, director, or authorized agent of the recipient without Citigroup Inc.'s prior written consent.

RISKS

Investments in financial instruments or other products carry significant risk, including the possible loss of the principal amount invested. Financial instruments or other products denominated in a foreign currency are subject to exchange rate fluctuations, which may have an adverse effect on the price or value of an investment in such products. This Communication does not purport to identify all risks or material considerations which may be associated with entering into any transaction.

Alternative investments referenced in this report are speculative and entail significant risks that can include losses due to leveraging or other speculative investment practices, lack of liquidity, volatility of returns, restrictions on transferring interests in the fund, potential lack of diversification, absence of information regarding valuations and pricing, complex tax structures and delays in tax reporting, less regulation and higher fees than mutual funds and advisor risk.

Diversification does not guarantee a profit or protect against loss. Different asset classes present different risks.

The indexes are unmanaged. An investor cannot invest directly in an index. They are shown for illustrative purposes only and do not represent the performance of any specific investment. Index returns do not include any expenses, fees or sales charges, which would lower performance.

Past performance is no guarantee of future results.

International investing entails greater risk, as well as greater potential rewards compared to US investing. These risks include political and economic uncertainties of foreign countries as well as the risk of currency fluctuations. These risks are magnified in countries with emerging markets, since these countries may have relatively unstable governments and less established markets and economics.

Investing in smaller companies involves greater risks not associated with investing in more established companies, such as business risk, significant stock price fluctuations and illiquidity.

Factors affecting commodities generally, index components composed of futures contracts on nickel or copper, which are industrial metals, may be subject to a number of additional factors specific to industrial metals that might cause price volatility.

These include changes in the level of industrial activity using industrial metals (including the availability of substitutes such as manmade or synthetic substitutes); disruptions in the supply chain, from mining to storage to smelting or refining; adjustments to inventory; variations in production costs, including storage, labor and energy costs; costs associated with regulatory compliance, including environmental regulations; and changes in industrial, government and consumer demand, both in individual consuming nations and internationally. Index components concentrated in futures contracts on agricultural products, including grains, may be subject to a number of additional factors specific to agricultural products that might cause price volatility. These include weather conditions, including floods, drought and freezing conditions; changes in government policies; planting decisions; and changes in demand for agricultural products, both with end users and as inputs into various industries.

The information contained herein is not intended to be an exhaustive discussion of the risks, strategies or concepts mentioned herein or tax or legal advice. Readers interested in the strategies or concepts should consult their tax, legal, or other advisors, as appropriate.

CITI PRIVATE BANK COUNTRY SPECIFIC DISCLOSURES

Hong Kong /Singapore: Citibank, N.A., Hong Kong / Singapore organized under the laws of U.S.A. with limited liability. This communication is distributed in Hong Kong by Citi Private Bank operating through Citibank N.A., Hong Kong Branch, which is registered in Hong Kong with the Securities and Futures Commission for Type 1 (dealing in securities), Type 4 (advising on securities), Type 6 (advising on corporate finance) and Type 9 (asset management) regulated activities with CE No: (AAP937) and is distributed in Singapore by Citi Private Bank operating through Citibank, N.A., Singapore Branch which is regulated by the Monetary Authority of Singapore. Any questions in connection with the contents in this communication should be directed to registered or licensed representatives of the relevant aforementioned entity. The contents of this communication have not been reviewed by any regulatory authority in Hong Kong or any regulatory authority in Singapore. Investors should exercise caution in relying on this material. This communication contains confidential and proprietary information. It is strictly intended for and may only be distributed to (i) an investor who qualifies as an "accredited investor" in Singapore (as defined under the Securities and Futures Act 2001 of Singapore if

the investor is in Singapore or (ii) an investor who qualifies as a "professional investor" in Hong Kong (as defined under the Hong Kong Securities and Futures Ordinance and its subsidiary legislation) if the investor is in Hong Kong.

For regulated asset management services, any mandate will be entered into only with Citibank, N.A., Hong Kong Branch and/or Citibank, N.A. Singapore Branch, as applicable. Citibank, N.A., Hong Kong Branch or Citibank, N.A., Singapore Branch may sub-delegate all or part of its mandate to another Citigroup affiliate or other branch of Citibank, N.A. Any references to named portfolio managers are for your information only, and this communication shall not be construed to be an offer to enter into any portfolio management mandate with any other Citigroup affiliate or other branch of Citibank, N.A. and, at no time will any other Citigroup affiliate or other branch of Citibank, N.A. or any other Citigroup affiliate enter into a mandate relating to the above portfolio with you. To the extent this communication is provided to clients who are booked and/or managed in Hong Kong: No other statement(s) in this communication shall operate to remove, exclude or restrict any of your rights or obligations of Citibank under applicable laws and regulations. Citibank, N.A., Hong Kong Branch does not intend to rely on any provisions herein which are inconsistent with its obligations under the Code of Conduct for Persons Licensed by or Registered with the Securities and Futures Commission, or which mis-describes the actual services to be provided to you.

In Singapore, investment products are not insured under the provisions of the Deposit Insurance and Policy Owners' Protection Schemes Act of Singapore and are not eligible for deposit insurance coverage under the Deposit Insurance Scheme.

In Hong Kong, investments are not deposits, are not protected by the Deposit Protection Scheme in Hong Kong and are subject to investment risk including the possible loss of the principal amount invested.

Citibank, N.A. is incorporated in the United States of America and its principal regulators are the US Office of the Comptroller of Currency and Federal Reserve under US laws, which differ from Australian laws. Citibank, N.A. does not hold an Australian Financial Services License under the Corporations Act 2001 as it enjoys the benefit of an exemption under ASIC Class Order CO 03/1101 (remade as ASIC Corporations (Foreign Financial Services Providers) Instrument 2025/798).

In the United Kingdom, Citibank N.A., London Branch (registered branch number BR001018), Citigroup Centre, Canada Square, Canary Wharf, London, E14 5LB, is authorized and regulated by the Office of the Comptroller of the Currency (USA) and authorized by the Prudential Regulation Authority. Subject to regulation by the Financial Conduct Authority and limited regulation by the Prudential Regulation Authority. Details about the extent of our regulation by the Prudential Regulation Authority are available from us on request. The contact number for Citibank N.A., London Branch is +44 (0)20 7508 8000.

Citibank Europe plc (UK Branch) is a branch of Citibank Europe plc, which is authorised and regulated by the Central Bank of Ireland and the European Central Bank. Authorised by the Prudential Regulation Authority. Subject to regulation by the Financial Conduct Authority and limited regulation by the Prudential Regulation Authority. Details about the extent of our regulation by the Prudential Regulation Authority are available from us on request. Citibank Europe plc, UK Branch is registered as a branch in the register of companies for England and Wales with registered branch number BR017844. Its registered address is Citigroup Centre, Canada Square, Canary Wharf, London E14 5LB. VAT No.: GB 429 6256 29. Citibank Europe plc is registered in Ireland with number 132781, with its registered office at 1 North Wall Quay, Dublin 1. Citibank Europe plc is regulated by the Central Bank of Ireland. Ultimately owned by Citigroup Inc., New York, USA.

Citibank Europe plc, Luxembourg Branch, registered with the Luxembourg Trade and Companies Register under number B 200204, is a branch of Citibank Europe plc. It is subject to the joint supervision of the European Central bank and the Central Bank of Ireland. It is furthermore subject to limited regulation by the Commission de Surveillance du Secteur Financier (the CSSF) in its role as host Member State authority and registered with the CSSF under number B00000395. Its business office is at 31, Z.A. Bourmicht, 8070 Bertrange, Grand Duchy of Luxembourg. Citibank Europe plc is registered in Ireland with company registration number 132781. It is regulated by the Central Bank of Ireland under the reference number C26553 and supervised by the European Central Bank. Its registered office is at 1 North Wall Quay, Dublin 1, Ireland.

This document is communicated by Citibank (Switzerland) AG, which has its registered address at Hardstrasse 201, 8005 Zurich, Citibank N.A., Zurich Branch, which has its registered address at Hardstrasse 201, 8005 Zurich, or Citibank N.A., Geneva Branch, which has its registered address at 2, Quai de la Poste, 1204 Geneva. Citibank (Switzerland) AG and Citibank, N.A., Zurich and Geneva Branches are authorised and supervised by the Swiss Financial Supervisory Authority (FINMA).

In Jersey, this document is communicated by Citibank N.A., Jersey Branch which has its registered address at PO Box 104, 38 Esplanade, St Helier, Jersey JE4 8QB. Citibank, N.A., Jersey Branch is regulated by the Jersey Financial Services Commission. Citibank N.A. Jersey Branch is a participant in the Jersey Bank Depositors Compensation Scheme. The Scheme offers protection for eligible deposits of up to £50,000. The maximum total amount of compensation is capped at £100,000,000 in any 5-year period. Full details of the Scheme and banking groups covered are available on the States of Jersey website www.gov.je/dcs, or on request.

Citi may offer, issue, distribute or provide other services in relation to certain unsecured financial instruments issued or entered into by BRRD Entities (i.e., EU entities within the scope of Directive 2014/59/EU (the BRRD), including EU credit institutions, certain EU investment firms and / or their EU subsidiaries or parents) (BRRD Financial Instruments).

In various jurisdictions (including, without limitation, the European Union and the United States) national authorities have certain powers to manage and resolve banks, broker dealers and other financial institutions (including, but not limited to, Citi) when they are failing or likely to fail. There is a risk that the use, or anticipated use, of such powers, or the manner in which they are exercised, may materially adversely affect (i) your rights under certain types of unsecured financial instruments (including, without limitation, BRRD Financial Instruments), (ii) the value, volatility or liquidity of certain unsecured financial instruments (including, without limitation, BRRD Financial Instruments) that you hold and / or (iii) the ability of an institution (including, without limitation, a BRRD Entity) to satisfy any liabilities or obligations it has to you. In the event of resolution, the value of BRRD Financial Instruments may be reduced to zero and or liabilities may be converted into ordinary shares or other instruments of ownership for the purposes of stabilisation and

loss absorption. The terms of existing BRRD Financial Instruments (e.g., date of maturity or interest rates payable) could be altered and payments could be suspended.

There can be no assurance that the use of any BRRD resolution tools or powers by the BRRD Resolution Authority or the manner in which they are exercised will not materially adversely affect your rights as a holder of BRRD Financial Instruments, the market value of any investment you may have in BRRD Financial Instruments and/or a BRRD Entity's ability to satisfy any liabilities or obligations it has to you. You may have a right to compensation from the relevant authorities if the exercise of such resolution powers results in less favourable treatment for you than the treatment that you would have received under normal insolvency proceedings. By accepting any services from Citi, you confirm that you are aware of these risks.

Canada: Citi Private Bank is a business of Citigroup Inc. ("Citigroup"), which provides its clients access to a broad array of products and services available through bank and non-bank affiliates of Citigroup. Not all products and services are provided by all affiliates or are available at all locations.

In Canada, Citi Private Bank is a division of Citibank Canada, a Schedule II Canadian chartered bank. References herein to Citi Private Bank and its activities in Canada relate solely to Citibank Canada and do not refer to any affiliates or subsidiaries of Citibank Canada operating in Canada. Certain investment products are made available through Citibank Canada Investment Funds Limited ("CCIFL"), a wholly owned subsidiary of Citibank Canada. Investment Products are subject to investment risk, including possible loss of principal amount invested. Investment Products are not insured by the CDIC, FDIC or depository insurance regime of any jurisdiction and are not guaranteed by Citigroup or any affiliate thereof.

This document is for information purposes only and does not constitute an offer to sell or a solicitation of an offer to buy any securities to any person in any jurisdiction. The information set out herein may be subject to updating, completion, revision, verification and amendment and such information may change materially.

Citigroup, its affiliates and any of the officers, directors, employees, representatives or agents shall not be held liable for any direct, indirect, incidental, special, or consequential damages, including loss of profits, arising out of the use of information contained herein, including through errors whether caused by negligence or otherwise.

Citibank Canada Investment Funds Limited ("CCIFL") is not currently a member and does not intend to become a member of the Canadian Investment Regulatory Organization ("CIRO"); consequently, clients of CCIFL will not have available to them investor protection benefits that would otherwise derive from membership of CCIFL in the CIRO, including coverage under any investor protection plan for clients of members of the CIRO.

Bahrain: IN BAHRAIN, CITI PRIVATE BANK OPERATES UNDER SPECIFIC APPROVAL ISSUED ON THE BASIS OF CITIBANK, N.A., BAHRAIN BRANCH'S BANKING LICENSE

Marketing and distribution of Investment Funds to clients in Bahrain requires Notification to the Central Bank of Bahrain and will be limited to UHNWI as defined below. Minimum investment subscription criteria will apply for products for all subscriptions for Bahrain domiciled clients.

Ultra-high net worth investors are:

1. Individuals who have a minimum net worth (or joint net worth with their spouse) of USD 25 million or more
2. Companies, partnerships, trusts or other commercial undertakings, which have financial assets available for investment of not less than USD 25 million; or
3. Governments, supranational organisations, central banks or other national monetary authorities, and state organisations whose main activity is to invest in financial instruments (such as state pension funds).

Israel: This communication is directed at persons who are "Eligible Clients" as such term is defined in the Israeli Regulation of Investment Advice, Investment Marketing, and Investment Portfolio Management law, 1995 (the "Advisory Law"). This communication is not intended for retail clients and Citi will not make such products or transactions available to retail clients. The presenter is not licensed as investment advisor by the Israeli Securities Authority ("ISA"). The information contained herein may relate to matters that are not regulated by the ISA. Any securities which are the subject of this communication may not be offered or sold to any Israeli person except pursuant to an exemption from the Israeli public offering rules.

UAE CPB: In the UAE, Citibank N.A. UAE Branch is licensed by the Central Bank of the UAE as a branch of a foreign bank.

The private banking business operates under Citibank N.A. UAE Branch which is licensed with UAE Securities and Commodities Authority ("SCA") to undertake the financial activity of A) promotion under license number 20200000097 B) Trading broker in international markets under license number 20200000198 C) portfolios management license number 20200000240.

Mutual funds distributed by Citibank N.A. UAE Branch private banking business are registered with SCA.

The approval of SCA, in relation to the promotion of the investment products in the U.A.E. does not constitute a recommendation by SCA to purchase or invest in the respective investment products and SCA accepts no responsibility and shall not be held liable for the failure of any concerned parties to fulfil their obligations and duties in relation to the investment products or for the accuracy and integrity of the data contained in the relevant subscription prospectus.

CONSUMER, CITIGOLD AND CITIGOLD PRIVATE CLIENT COUNTRY SPECIFIC DISCLOSURES

Hong Kong: This communication is distributed in Hong Kong by Citibank (Hong Kong) Limited ("CHKL") and/or Citibank, N.A., Hong Kong Branch ("CBNA HK", Citibank, N.A. is organized under the laws of U.S.A. with limited liability). CHKL and CBNA HK provide no independent research or analysis in the substance or preparation of this communication. Although information in this

communication has been obtained from sources believed to be reliable, CHKL and CBNA HK do not guarantee its accuracy or completeness and accept no liability for any direct or consequential losses arising from its use. The contents of this communication have not been reviewed by any regulatory authority in Hong Kong.

This communication is for general information only, is not intended as a recommendation or an offer or solicitation for the purchase or sale of any products or services and should not be relied upon as financial advice. The information herein has not taken account of the objectives, financial situation or needs of any particular investor. Any person considering an investment should consider the suitability of the investment having regard to their objectives, financial situation and needs, and should seek independent advice before making an investment decision. You should obtain and consider the relevant product terms and conditions and risk disclosure statement, and consider if it's suitable for your objectives, financial situation or needs before making any investment decision. Investors are advised to obtain independent legal, financial and taxation advice prior to investing. Investments are not deposits, are not protected by the Deposit Protection Scheme in Hong Kong and are subject to investment risk including the possible loss of the principal amount invested.

This communication does not constitute the distribution of any information in any jurisdiction in which it is unlawful to distribute such information to any person in such jurisdiction.

CHKL does not provide discretionary portfolio management services.

Singapore: This communication is distributed in Singapore by Citibank Singapore Limited ("CSL") to selected Citigold/Citigold Private Clients. CSL provides no independent research or analysis of the substance or in preparation of this communication. Please contact your Citigold/Citigold Private Client Relationship Manager in CSL if you have any queries on or any matters arising from or in connection with this communication. Investment products are not insured under the provisions of the Deposit Insurance and Policy Owners' Protection Schemes Act 2011 of Singapore and are not eligible for deposit insurance coverage under the Deposit Insurance Scheme. The contents of this communication have not been reviewed by the Monetary Authority of Singapore or any other regulatory authority in Singapore.

This communication is for general information only and should not be relied upon as financial advice. The information herein has no regard to the specific investment objectives, financial situation and particular needs of any specific person and is not intended to be an exhaustive discussion of the strategies or concepts mentioned herein or tax or legal advice. Any person interested in the strategies or concepts mentioned herein should consult their independent tax, legal, financial or other advisors, as appropriate.

This communication does not constitute the distribution of any information or the making of any offer or solicitation by anyone in any jurisdiction in which such distribution or offer is not authorized or to any person to whom it is unlawful to distribute such information or make such an offer or solicitation.

Before making any investment, each investor must obtain the investment offering materials, which include a description of the risks, fees and expenses and the performance history, if any, which may be considered in connection with making an investment decision. Interested investors should seek the advice of their financial adviser about the issues discussed herein as appropriate.

Should investors choose not to seek such advice, they should carefully consider the risks associated with the investment and make a determination based upon the investor's own particular circumstances, that the investment is consistent with the investor's investment objectives and assess whether the investment product is suitable for themselves. Although information in this document has been obtained from sources believed to be reliable, CSL does not guarantee its accuracy or completeness and accepts no liability for any direct or consequential losses arising from its use.

The information provided herein does not constitute the marketing or offering of any products or services by CSL to individuals resident in the European Union, European Economic Area, Switzerland, Guernsey, Jersey, Monaco, San Marino, The Vatican, The Isle of Man, the UK, Brazil, New Zealand, Jamaica, Ecuador or Sri Lanka. The content herein is not, and should not be construed as, an offer, invitation or solicitation to buy or sell any of the products and services mentioned herein to such individuals.

CSL does not provide discretionary portfolio management services.

UAE CG/CPC:

This document is distributed in UAE by Citibank, N.A. UAE.

Citibank N.A. UAE is licensed with UAE Securities and Commodities Authority ("SCA") to undertake the financial activity of A) Financial Consulting, Introduction and Promotion under license number 20200000097 B) Trading Broker in International Markets under license number 20200000198 C) Portfolios Management under license number 20200000240 D) Custody under license number 602003.

This is not an official statement of Citigroup Inc. and may not reflect all of your investments with or made through Citibank N.A. For an accurate record of your accounts and transactions, please refer to your official statement. Contents in this email are for general information only and should not be relied upon as financial advice. Such contents have no regard to the specific objectives, financial situation and particular needs of any specific person and are not intended to be an exhaustive discussion of the strategies or concepts mentioned herein or tax or legal advice. Any person interested in the strategies or concepts mentioned herein should consult their independent tax, legal, financial or other advisors, as appropriate. It is neither an offer nor a solicitation to purchase, nor endorsement or recommendation of, any products or services by Citigroup Inc. This email does not constitute the distribution of any information or the making of any offer or solicitation by anyone in any jurisdiction in which such distribution, offer or solicitation is not authorised or to any person to whom it is unlawful to distribute such information or make any offer or solicitation.

Citigroup Inc. makes no representation or warranty as to the accuracy, truth, adequacy, completeness, fitness for purpose, non-infringement of third-party rights or continued applicability of the contents of this email. Citigroup Inc. shall not be liable for any

complaint, suit, action, claim, expense, loss or damages directly or indirectly arising out of or in connection with any person's viewing, reliance on or acting upon or use of any contents of this e-mail.

Interested investors should, before making any investment, obtain the investment offering materials, which include a description of the risks, fees and expenses and the performance history, if any, which may be considered in connection with making an investment decision. Each investor should carefully consider the risks associated with the investment and make a determination based upon the investor's own particular circumstances, that the investment is consistent with the investor's investment objectives. At any time, Citigroup companies may compensate affiliates and their representatives for providing products and services to clients.

Jersey: This document is distributed in Jersey by Citibank N.A., Jersey Branch.

Citibank N.A., Jersey Branch is regulated by the Jersey Financial Services Commission. Citi International Personal Bank is registered in Jersey as a business name of Citibank N.A. The address of Citibank N.A., Jersey Branch is P.O. Box 104, 38 Esplanade, St Helier, Jersey JE4 8QB. Citibank N.A. is incorporated with limited liability in the USA. Head office: 399 Park Avenue, New York, NY 10043, USA.

© 2026 Citigroup Inc., Citi, Citi and Arc Design and other marks used herein are service marks of Citigroup Inc. or its affiliates, used and registered throughout the world.